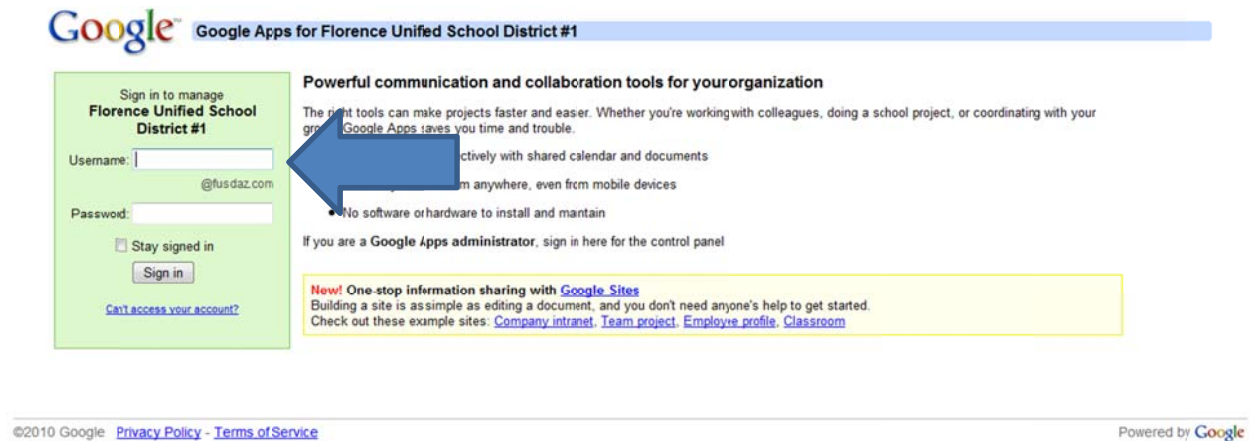
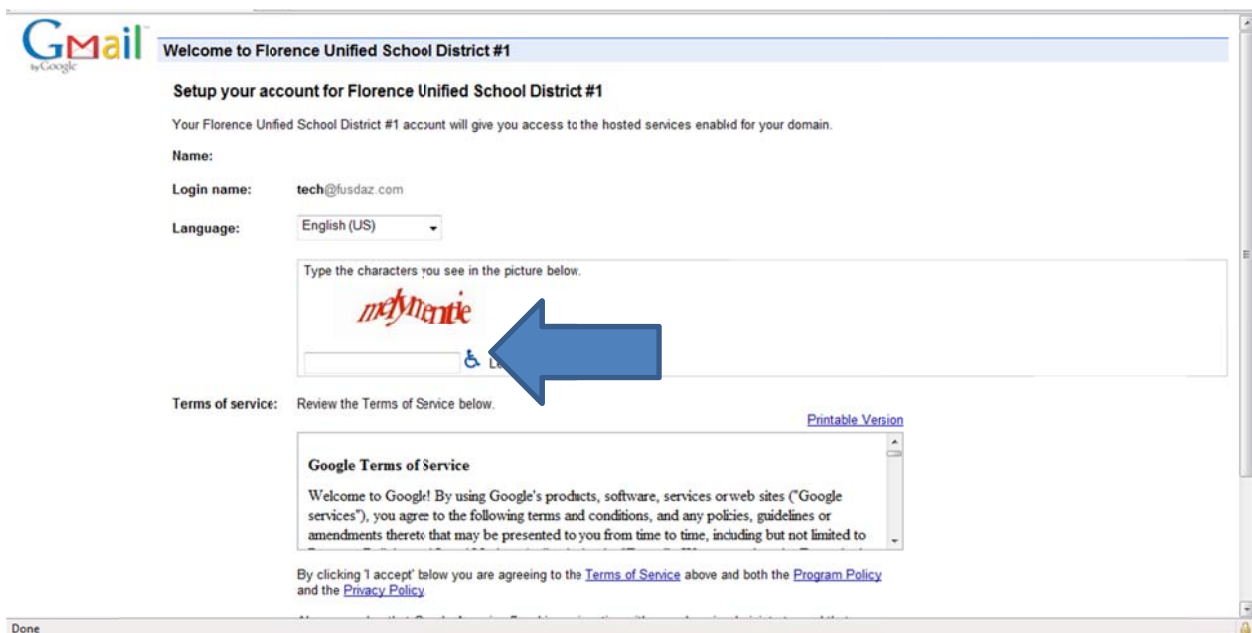


# Google Apps – Sign In

1. Visit [www.google.com/a/fusdaz.com](http://www.google.com/a/fusdaz.com) in your favorite internet browser. Enter your username and password. Your username is your firstname.lastname and the password is password.



2. The first time you sign in you will be asked to set up your account. Type in the character you see in the picture and click **Accept**. You will then be asked to change your password and Accept.




3. You can now use all the services in Google Apps for FUSD by clicking on the links under your services. **Please note that we are not currently using the email service through Google Apps.**






Google Apps Google Apps for Florence Unified School District #1 [sdaz.com](#) [Help](#) [Sign out](#)

Hello, tech tech. Welcome to Google Apps.

To start using your services, just click on the links to the right. Easily share and collaborate with others in your organization by using Google Apps.

 Your IT administrator is managing user accounts. To invite additional users to Google Apps, please contact your IT administrator.

**Your services**

-  [Sites](#)  
Quickly create and publish collaborative sites
-  [Docs](#)  
Publish and collaborate in real-time on documents, spreadsheets, and presentations
-  [Calendar](#)  
Organize schedules and share events and calendars with others
-  [Email](#)  
Improve your existing mail account with Gmail's powerful search, SPAM filtering, and chat in the browser
-  [Groups \(user-managed\)](#)  
Create, manage and search groups.

©2010 [Google](#) - [Terms of Service](#) - [Privacy policy](#) - [Suggest a feature](#)

